

T&H SENSOR - wall installation

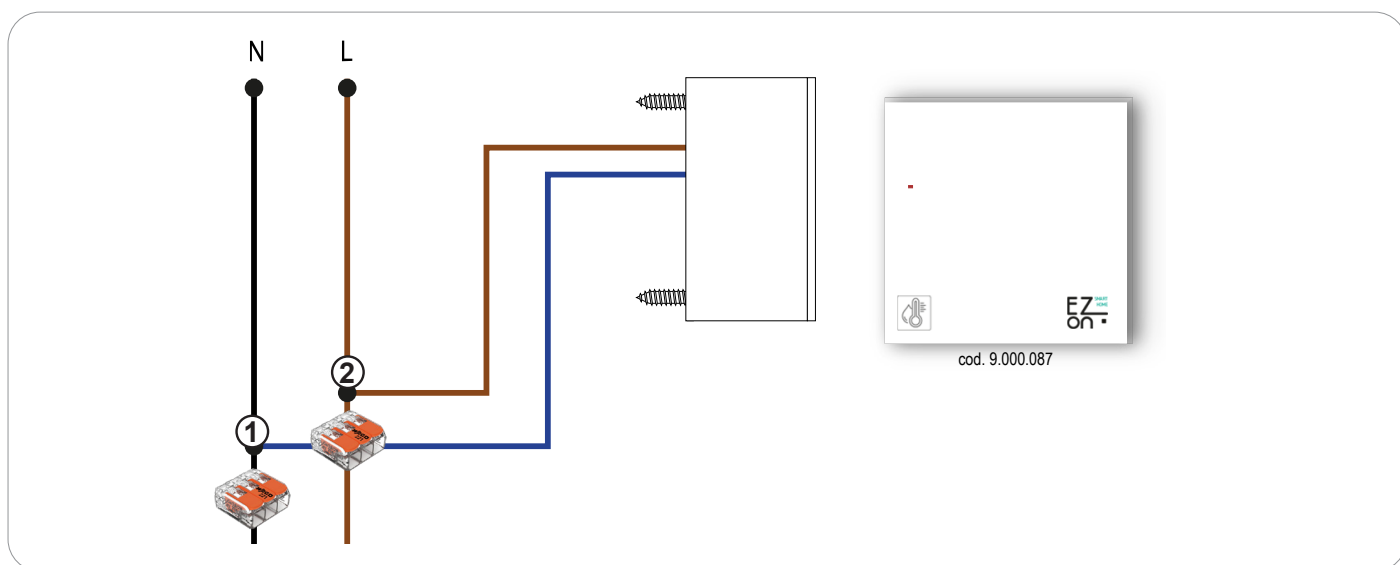
cod. 9.000.087



Product code: 9.000.087
Size: 60mm x 60mm - height 32mm
Operating temperature: from -40°C to +50°C
Operating humidity: from 0% to 100% relative humidity
Supply voltage: 85-240V AC (direct power supply)

FC RoHS CE

SUPPORT



ezon.io T&H Sensor Ezon.io [cod. 9.000.087] can determine the temperature and humidity level present in an environment.

You can use it together with the ezon.io **Climate Manager** to manage your heating/cooling system.

ATTENTION! ALL OPERATIONS AFFECTING THE ELECTRICAL SYSTEM MUST BE CARRIED OUT BY QUALIFIED PERSONNEL.

- Connect the phase and neutral of the sensor (brown and blue cables), to the phase (black or brown) and neutral (usually blue) of your system, using the quick connectors supplied with the product. (points 1 and 2)

PRODUCT DAMAGE AND INACCURATE READINGS

- Install the thermostat at a height of 1.5 m from the floor, to avoid distorted readings due to cold air settling at the bottom.
- Avoid proximity to heat sources, such as radiators, stoves, etc.
- Avoid direct exposure to sunlight.
- Avoid proximity to drafts or sources of cold air such as windows, doors, etc.
- Avoid external or particularly cold walls (thermal bridges).
- Drafts through ducts or other holes in the wall should be eliminated by placing appropriate material in the cavity.

PLEASE NOTE: Failure to follow the instructions may cause an alteration in the temperature detection by the thermostat, which has various negative effects, such as the delay or advance of the heating switching off, or the frequent switching on and off caused by sudden temperature changes caused, for example, by air currents.

The ezon.io products must not be used in any way for the management of medical devices or other technical products critical to the operation of life support or life saving systems, as in the event of a malfunction they could lead to death or serious personal injury. Any use in the aforementioned systems requires explicit written permission from the CEO of Mediatech srl.

To learn more, visit www.ezon.io.

INSTALLATION INSTRUCTION AND EXAMPLES OF USE

MADE IN ITALY
www.ezon.io



T&H SENSOR - 01 (wall powered)

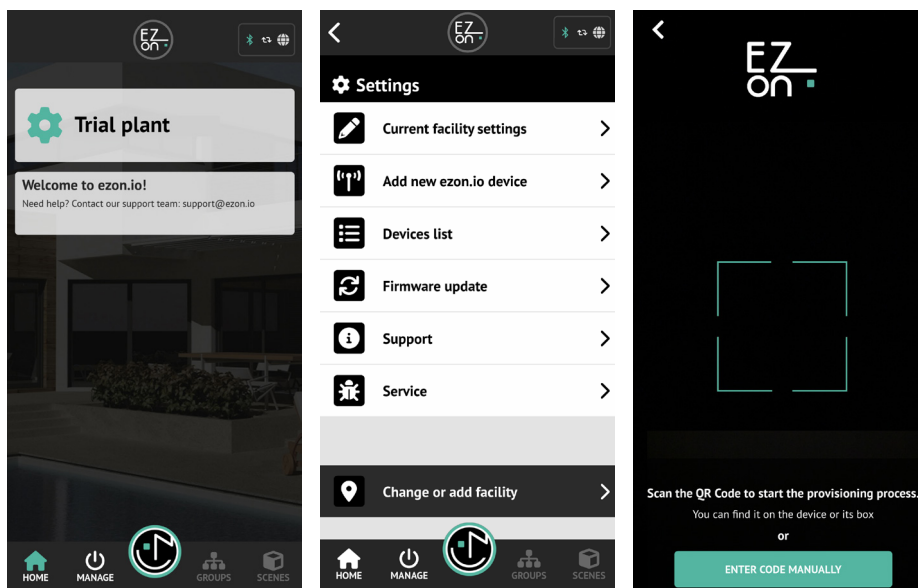
cod. 9.000.087


The **ezon.io system** can be managed and programmed through the ezon.io APP, available for iOS and Android and downloadable for free from the reference store.

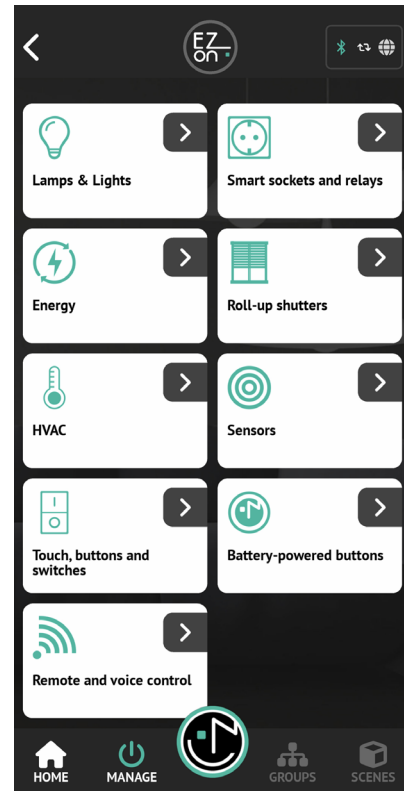


Add a device

- Mount the device following the instructions in this manual;
- Open the **ezon.io APP** and log in or, if you do not yet have the credentials to access, proceed with the registration.
- If there are no systems associated with your account yet, you will be asked to create a new one, alternatively select the desired one from the list;
- From the initial screen, click on the symbol  corresponding to the name of the plant.
N.B. If the system shown in the initial screen is not the one in which you wish to insert the new device, remember to modify it by clicking on the item **"Change or add facility"** in the **"Settings"** menu;
- Select **"Add a new ezon.io device"** ;
- Scan the association QR Code shown on the device. To be able to carry out this operation you must have given authorization to the phone's camera;
- Follow the instructions provided by the APP.



Once associated, change the settings and status of the device by clicking on **"MANAGE"** 



For further information regarding the use of the APP, refer to the online guide by framing the QR Code.



The ezon.io products must not be used in any way for the management of medical devices or other technical products critical to the operation of life support or life saving systems, as in the event of a malfunction they could lead to death or serious personal injury. Any use in the aforementioned systems requires explicit written permission from the CEO of Mediatech srl.

To learn more, visit www.ezon.io.



T&H SENSOR - 01 (wall powered)

cod. 9.000.087

Safety information

Important information

Before installing, using or repairing the device, you must read the instructions carefully.

Please note

Electrical equipment must be installed, repaired and maintained only by qualified personnel.

Ezon srl assumes no responsibility for any consequences arising from improper use of the device.

A **qualified person** is someone who has the skills and knowledge relating to the construction, installation and use of electrical equipment, has received safety training and is able to recognise and avoid hazards arising from the installation.


This product is intended for environmental control of buildings. It is not intended for direct medical monitoring of patients. Read and understand these instructions before installing this product. The installer is responsible for all applicable codes. If this product is used in a manner not specified by the manufacturer, the protection provided by the product may be impaired. The manufacturer assumes no responsibility for the consequences of improper use of this material.


Do not expose the device to liquids. If it gets wet, let the device dry completely before connecting it to the mains. Do not dry with an external heat source, such as a microwave oven or hair dryer. If the device is damaged, do not use.


For all ezon.io devices, excluding battery-powered ones and the Power Supply itself, use only the ezon.io Power Supply (part no. 9.000.033).


Safety precautions


DANGER OF ELECTRIC SHOCK, EXPLOSION OR ARC FLASH


 **ATTENTION!** Before beginning installation operations, carefully read all documentation. Failure to follow these instructions could result in death, serious injury, or damage to the equipment.


 **ATTENTION!** Risk of injury from electricity. The device must be assembled/installed by a qualified technician (electrician) only.


 **ATTENTION!** Risk of injury from electricity. The installation of the device in the electrical network must be carried out by adopting appropriate precautionary measures.


 **ATTENTION!** Keep out of reach of children.

 **ATTENTION!** Do not dispose of the battery or device in a fire. Never place the battery or device on or in heating devices, such as microwave ovens, stoves, or radiators. Overheating may cause the device to explode.

 **ATTENTION!** Risk of injury from electricity. Electrical voltage may remain in the terminals of the device even when the device is switched off. Any changes to the terminal connection must be made after ensuring that all local power supplies have been disconnected/switched off.

 **ATTENTION!** ezon.io products must not be used in any way for the management of medical devices or other technical products critical to the operation of life support or rescue systems, as in the event of a malfunction they could lead to death or serious injury to the person.

 **ATTENTION!** Do not connect the device to appliances that exceed the maximum specified load.

 **ATTENTION!** The device must be used only if the system is equipped with short circuit, overvoltage and overload protection devices.

RADIO FREQUENCY EXPOSURE COMPLIANCE

In order to protect human health, the device complies with the limits for exposure of the general public to electromagnetic fields pursuant to Council Recommendation 1999/519/EC.

COMPLIANCE WITH REGULATIONS

CE Marking: The sensor complies with European legislation and bears the CE marking, which indicates compliance with regulations on electrical safety and electromagnetic compatibility.

Safety guidelines: The product complies with applicable European directives, such as Directive 2014/35/EU (on low voltage) and Directive 2014/30/EU (on electromagnetic compatibility).

RECYCLE YOUR DEVICE PROPERLY

In some areas, the disposal of some electronic devices and batteries is regulated. Be sure to dispose of or recycle your device and battery in accordance with local laws and regulations.

WARRANTY

Ezon.io undertakes to guarantee the device against defects in production or workmanship, under ordinary conditions of use for the time required by the applicable regulations.

The ezon.io products must not be used in any way for the management of medical devices or other technical products critical to the operation of life support or life saving systems, as in the event of a malfunction they could lead to death or serious personal injury. Any use in the aforementioned systems requires explicit written permission from the CEO of Mediatech srl.

To learn more, visit www.ezon.io.